







HAWK RESEARCH LABORATORIES, LLC.
High Performance Coating Systems



Redux™ 650

Hot Tub & Spa Shade Guide



Simplifying the Color-Matching Process

www.hawklabs.com | 800.321.4295

DEVELOPING THE REDUX™ 650 SHADE GUIDE

Hawk partnered with industry-leading acrylic sheet manufacturers Trinseo and Lucite to identify the top selling multi-color designs used by hot tub and spa manufacturers.

From there, Hawk meticulously formulated its' high-performance Redux 650 coating system in a range of coordinating foundations, bases and tints.

This comprehensive modular system, simplifies the color-matching process, making it easier for professional surface repair technicians to achieve a seamless repair on today's complex multi-color marble hot tubs and spas.

The tabs along the right side of each Shade Guide correspond to the kits below.

KIT NAME	SHADE GUIDE PAGES
Light Marbles > Silver-White Marble > Sterling Silver > Wispy Blue > Smokey Mountain > Glacier Mountain	5-10
Dark Marbles > Tuscan Sun > Mediterranean Sunset > Midnight Canyon > Espresso	5-7,11-13
Storm Clouds	14-17
Midnight Opal > Midnight Opal > Ocean Wave Opal	18-19
Odyssey	7, 20-23
Universal Gloss White	Coming Soon!

INSTRUCTIONS

DIRECTIONS FOR USE:

One mixed ounce of tinted Redux™ 650 will cover 1.25 square feet when applied at 3 mils dry film thickness.

1 Select desired shade & tint dosage.



2 Shake all components thoroughly.



3 Mix 1/2 ounce of Redux 650 Base Resin Part A with the tint dosage for the desired shade.



4 Add 1/2 ounce of Redux 650 Base Catalyst Part B to the tinted Redux 650 Base Resin Part A and mix thoroughly.



Additional drops of tints may be added to adjust hue as needed.

5 For a more transparent color, add up to 25% Redux 840 Repair Blender.







































6 Repeat as needed for additional shades.



Note: Colors may vary due to monitor settings, lighting, environmental conditions, the substrate, slight batch-to-batch manufacturing variances, thickness applied, buffing, & polishing.





































High Strength White Base
0.5 oz of resin + 0.5 oz of catalyst
Drops of Black Tint

	0	2	4	6	8	10
0						
2						
4						
6						
8						
10						

Use with: Light Marbles, Dark Marbles







































High Strength White Base
0.5 oz of resin + 0.5 oz of catalyst
Drops of Brown Tint

	0	2	4	6	8	10
0						
2						
4						
6						
8						
10						

Use with: Light Marbles, Dark Marbles







































High Strength White Base
0.5 oz of resin + 0.5 oz of catalyst
Drops of Black Tint

	0	2	4	6	8	10
0						
2						
4						
6						
8						
10						

Use with: Light Marbles, Dark Marbles, Odyssey







































High Strength White Base
0.5 oz of resin + 0.5 oz of catalyst
Drops of Blue Tint

	0	2	4	6	8	10
0						
2						
4						
6						
8						
10						

Use with: Light Marbles



High Strength White Base
0.5 oz of resin + 0.5 oz of catalyst
Drops of Blue Tint





































	0	2	4	6	8	10
0						
2						
4						
6						
8						
10						

Use with: Light Marbles



**HIGH STRENGTH WHITE BASE
W/10 DROPS OF BROWN TINT
0.5 oz of resin + 0.5 oz of catalyst**

Drops of Yellow Tint

	0	2	4	6	8	10
0						
2						
4						
6						
8						
10						

Use with: Light Marbles



BROWN BASE

0.5 oz of resin + 0.5 oz of catalyst

Drops of White Tint

0 2 4 6 8 10

	0	2	4	6	8	10
0						
2						
4						
6						
8						
10						

Use with: Dark Marbles

DM



BROWN BASE

0.5 oz of resin + 0.5 oz of catalyst

Drops of Yellow Tint

DM

	0	2	4	6	8	10
0						
2						
4						
6						
8						
10						

Use with: Dark Marbles



BLACK BASE
0.5 oz of resin + 0.5 oz of catalyst
Drops of White Tint

0


2

4

6

8

10



Use with: Dark Marbles





LIGHT GRAY BASE

0.5 oz of resin + 0.5 oz of catalyst

Drops of Red Tint

	0	2	4	6	8	10
0						
2						
4						
6						
8						
10						

SC

Use with: Storm Clouds



DARK GRAY BASE

0.5 oz of resin + 0.5 oz of catalyst

Drops of Red Tint

	0	2	4	6	8	10
0						
2						
4						
6						
8						
10						

SC

Drops of
Black
Tint

Use with: Storm Clouds



MEDIUM GRAY BASE

0.5 oz of resin + 0.5 oz of catalyst

Drops of Red Tint

	0	2	4	6	8	10
0						
2						
4						
6						
8						
10						

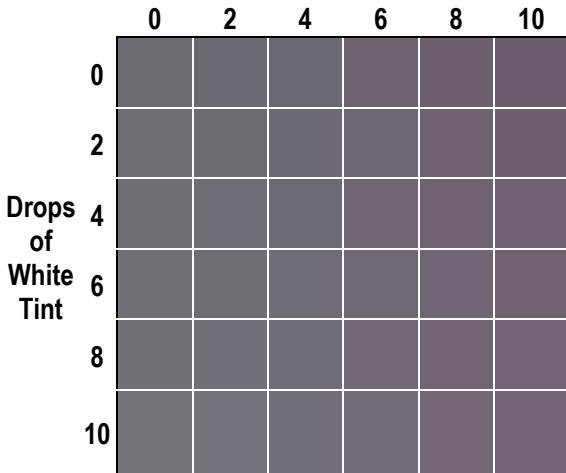
SC

Use with: Storm Clouds



MEDIUM GRAY BASE
0.5 oz of resin + 0.5 oz of catalyst

Drops of Red Tint

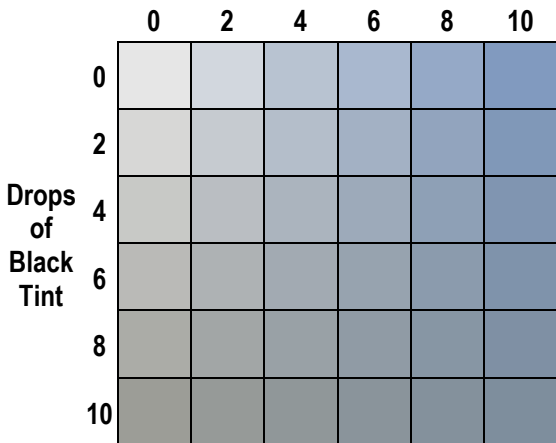


Use with: Storm Clouds



**MIX 0.5oz CLEAR RESIN + 0.5oz CATALYST,
THEN ADD 1.0G MIDNIGHT OPAL SPECIAL
EFFECTS PIGMENT & MIX THOROUGHLY**

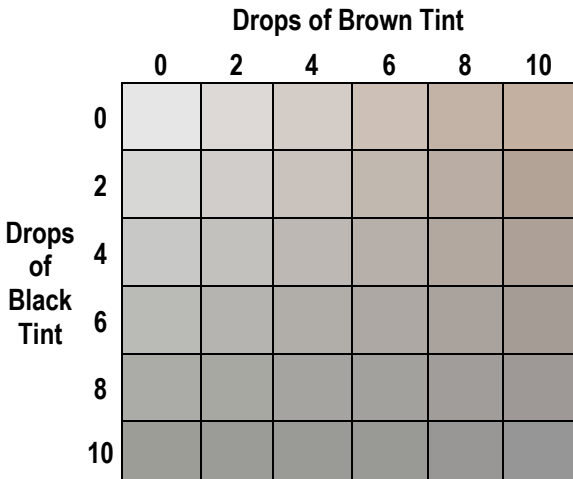
Drops of Blue Tint



Use with: Midnight Opal



**MIX 0.5oz CLEAR RESIN + 0.5oz CATALYST,
THEN ADD 1.0G MIDNIGHT OPAL SPECIAL
EFFECTS PIGMENT & MIXED THOROUGHLY**



TAUPE BASE

0.5 oz of resin + 0.5 oz of catalyst

Drops of Orange Tint

0 2 4 6 8 10

Drops
of
Black
Tint

0

2

4

6

8

10

OD

Use with: Odyssey



TAUPE BASE

0.5 oz of resin + 0.5 oz of catalyst

Drops of Tint 1 - Brown Tint

	0	2	4	6	8	10
0						
2						
4						
6						
8						
10						

Drops
of
Black
Tint

OD

Use with: Odyssey



TAUPE BASE

0.5 oz of resin + 0.5 oz of catalyst

Drops of Brown Tint

	0	2	4	6	8	10
0						
2						
4						
6						
8						
10						

Drops
of
Orange
Tint

OD

Use with: Odyssey



HIGH STRENGTH WHITE BASE

0.5 oz of resin + 0.5 oz of catalyst

Drops of Orange Tint

	0	2	4	6	8	10
0						
2						
4						
6						
8						
10						

OD

Use with: Odyssey



ABOUT REDUX™ 650 REPAIR SYSTEM

The Redux 650 Repair System is a high-performance, two-part cross linked, non-isocyanate coating system. This extremely durable, low odor and low VOC formula, was developed specifically for repairing hot tubs and spas, and other hard substrates in demanding or high-moisture environments.

ABOUT PERFORMANCE & QUALITY CONTROL

Every Hawk coating system is subjected to a battery of performance and quality control testing, using both ASTM testing standards and practical in-field testing.




To ensure product consistency from batch-to-batch, the Quality Control team conducts thorough post-production testing, and retains a sample of every batch coming off the production line.

ABOUT HAWK


Hawk is the recognized industry leading manufacturer of professional resurfacing and surface repair systems used in residential, commercial and industrial applications worldwide. We develop high performance premium products with attractive colors and designs and added functionality. These systems are a cost-effective alternative to renovation.



HAWK RESEARCH LABORATORIES, LLC.
High Performance Coating Systems



www.hawklabs.com
800.321.4295



© Copyright Hawk Research Laboratories, LLC Rev. 2-2023